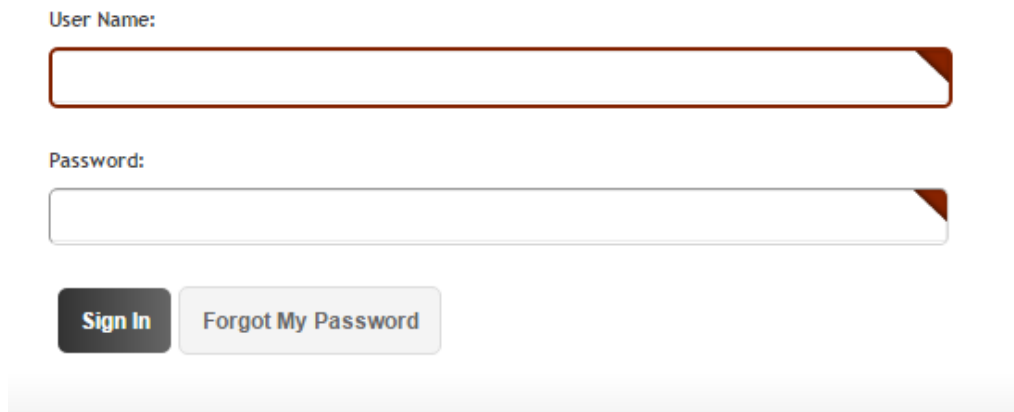


HOW TO LOGIN to Schoolwires

On the **School Home Page**, click the **Sign In** button found in the upper right area of your screen. Enter your username and password.

NOTE: Initial Usernames are your email prefix, *i.e.*, **mtatum.ls**. Initial Passwords are provided during your hiring orientation.



User Name:

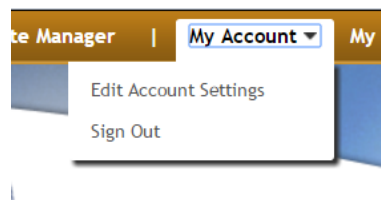
Password:

Sign In [Forgot My Password](#)

If you have forgotten your password, choose the **FORGOT MY PASSWORD** option on the login screen. Enter your username and a password reset link will be automatically sent to your school email address. Check your email and follow the link.

HOW TO CHANGE YOUR PASSWORD









Sign into Schoolwires and click **MY ACCOUNT – EDIT ACCOUNT SETTINGS**



From the **MY ACCOUNT Menu**, select **Change Password** and enter the requested information.

Hi, Mary Tatum!

Update your personal information and account settings below.

-  **Information**
-  **E-Alert Settings**
-  **Subscriptions**
-  **PassKey Accounts**
-  **School Associations**
-  **Connected Services**
-  **Change Password**
-  **Delete Account**

Change Password

Your password can be up to 50 characters and is case-sensitive.

Current Password:

New Password: ?
The strongest passwords contain a mixture of upper and lower case letters, numbers and special characters.

Confirm New Password:

Change Password

Once you have submitted the change, you will receive a confirmation email from Sharon Spence



sspence@lee.k12.nc.us

to me 

Hello Mary!

You just changed the password associated with your account on <http://www.lee.k12.nc.us/>.

If you did not request this password change, please contact your site administrator at sspence@lee.k12.nc.us.

Sincerely,

Lee County Schools

NOTE: Usernames and Passwords can be changed by each individual. If you make any changes, please record and save this information in a safe place.