



# How to Register to School Cash Online



**REGISTER  
NOW**

Make payments with  
**SchoolCashOnline**

- ✓ Field Trips
- ✓ Sports Events
- ✓ Activity Fees

and much more...




1. Registering takes less than two minutes: visit <https://lee.schoolcashionline.com/> and click Register.

SchoolCash Online SIGN IN | ITEMS | 0

LEE COUNTY SCHOOLS Lee County Schools

Paying for school items just got easier!  
Sign up to get started today.


**What is SchoolCash Online?**  
SchoolCash Online is an easy to use and safe way to pay for your children's school fees.  
[Learn more](#)

  
[Register](#)

[Sign In](#)


Best In Class Security Gives You The Best Protection

CSAE 3416  
Certified


  
**PCI**  
Compliant

SSAE 16  
Certified

**About KEV Group:**  
Over the past 18 years, KEV has helped over 6,600 schools manage their cash in the easiest way possible.



**How Does This Work?**  
It's simple! Just follow the 4 easy steps to make payments. Then see your payment history and



**Why Use SchoolCash Online?**

- Convenient** Make secure payments 24/7 from the comfort of your home
- Easy To Use** Online shopping with various payment methods
- Safe** Your child won't be carrying cash or checks to and from school
- Saves Time** Manage your school expenses and view payment history in one place

2. Complete the User Registration and click Continue.

SchoolCash Online SIGN IN | ITE

LEE COUNTY SCHOOLS Lee County Schools

### User Registration

**Create Your Profile**

First Name

Last Name

Email

Password   
Password strength: Your password must contain at least 8 characters, one upper case letter, one lower case letter, and one number.

Confirm Password

Security Question

Security Answer

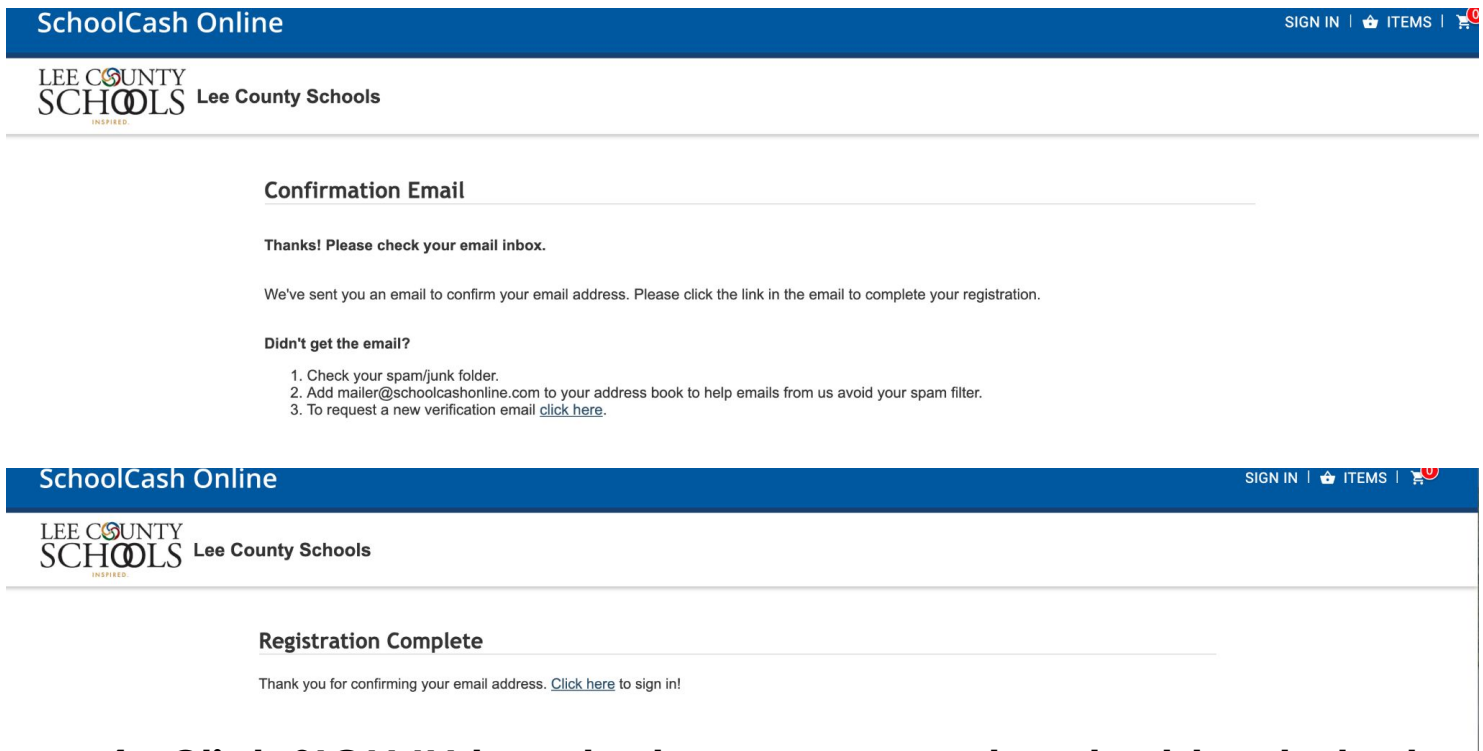
Do you want to receive email notifications for new fees assigned to your student and updates on school-related activities?

Choose a preferred language for e-mails

You can withdraw consent to receive email notifications from KEV group any time by logging in SchoolCash Online and going to 'My Account settings' located in the top right side of the page and clicking on 'Manage Email Notifications' to remove your consent

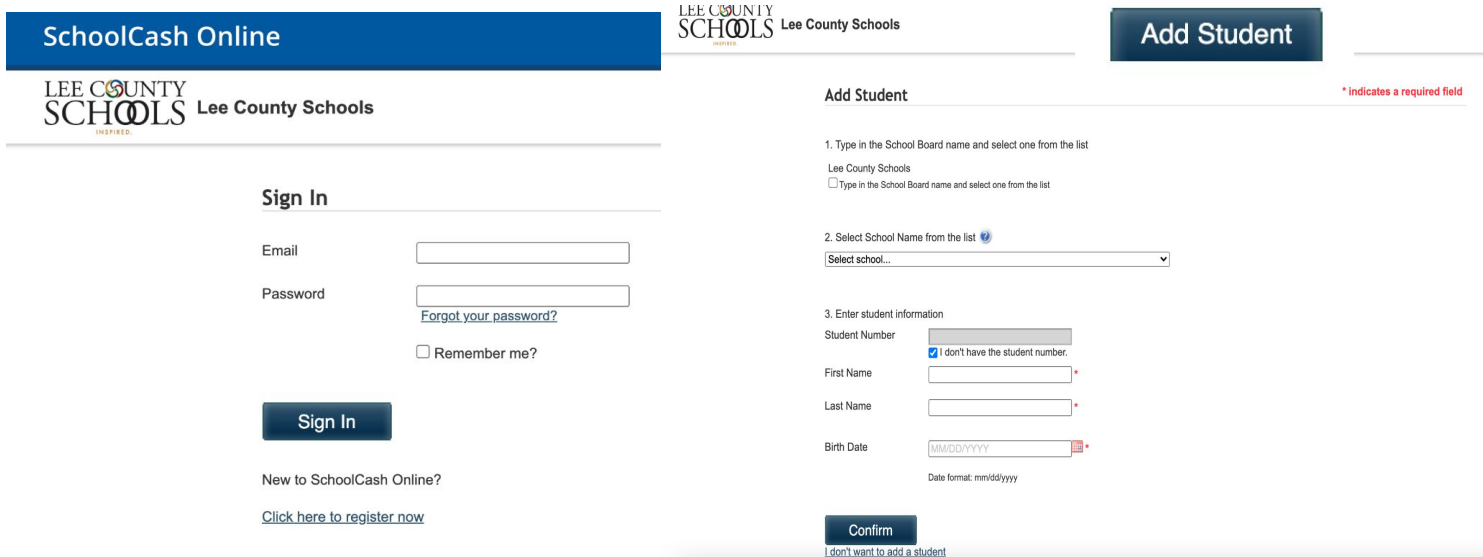
[Continue](#)

### 3. Check your email and click the provided link to confirm.



The screenshot shows the 'Confirmation Email' page on the SchoolCash Online website. The header includes the 'SchoolCash Online' logo and navigation links for 'SIGN IN', 'ITEMS', and a shopping cart icon. The Lee County Schools logo is also present. The main content area is titled 'Confirmation Email' and contains the following text: 'Thanks! Please check your email inbox.', 'We've sent you an email to confirm your email address. Please click the link in the email to complete your registration.', and a section 'Didn't get the email?' with three numbered instructions: 1. Check your spam/junk folder, 2. Add mailer@schoolcashonline.com to your address book, and 3. To request a new verification email, click here.

### 4. Click SIGN IN to enter to your account and add a student.



The screenshot displays two pages from the SchoolCash Online website. On the left is the 'Sign In' page, which features a 'Sign In' button, a 'Forgot your password?' link, a 'Remember me?' checkbox, and a link for new users to register. On the right is the 'Add Student' page, which includes an 'Add Student' button and a form with three sections: 1. School Board selection (Lee County Schools), 2. School Name selection (dropdown menu), and 3. Student information (Student Number, First Name, Last Name, Birth Date). The form includes a 'Confirm' button and a link for users who do not want to add a student. A red asterisk indicates required fields.

**With School Cash Online you can pay for Field Trips, Activities, Year Book and much more.**

**Visit Lee County School Website for more details.**

<https://www.lee.k12.nc.us/lee>



# Cómo registrarse en la escuela Cash Online



**REGISTER  
NOW**

Make payments with  
**SchoolCashOnline**

- ✓ Field Trips
- ✓ Sports Events
- ✓ Activity Fees

and much more...



# 1. Registrarse toma menos de dos minutos: visite <https://lee.schoolcashionline.com/> y haga clic en Registrarse.

¡Pagar los artículos escolares ahora es más fácil! Regístrese para comenzar hoy.

¿Qué es SchoolCash Online?  
SchoolCash Online es una forma segura y fácil de usar de pagar las cuotas escolares de sus hijos.  
[Aprenda más](#)

Registrarse Registrarse



La mejor seguridad de su clase le brinda la mejor protección

CSAE 3416  
Certified



SSAE 16  
Certified

#### Acerca de KEV Group:

Durante los últimos 18 años, KEV ha ayudado a más de 6.600 escuelas a administrar su efectivo de la manera más fácil posible.

[Aprenda más acerca de nosotros](#)



#### ¿Cómo funciona esto?

¡Es sencillo! Simplemente siga los 4 sencillos pasos para realizar pagos. Luego vea su historial de pagos y reciba recibos por correo electrónico.

[Lee mas](#)



#### ¿Por qué utilizar SchoolCash en línea?

**Conveniente** Realice pagos seguros las 24 horas del día, los 7 días de la semana desde la comodidad de su hogar

**Compras en línea fáciles de usar** con varios métodos de pago

**Seguro** Su hijo no llevará dinero en efectivo ni cheques hacia y desde la escuela

**Ahorra tiempo** Administre sus gastos escolares y vea el historial de pagos en un solo lugar

## 2. Complete el Registro de usuario y haga clic en Continuar.

### User Registration

#### Create Your Profile

First Name

Last Name

Email

Password

Password strength: Your password must contain at least 8 characters, one upper case letter, one lower case letter, and one number.

Confirm Password

Security Question

Security Answer

Do you want to receive email notifications for new fees assigned to your student and updates on school-related activities?

Choose a preferred language for e-mails

You can withdraw consent to receive email notifications from KEV group any time by logging in SchoolCash Online and going to 'My Account settings' located in the top right side of the page and clicking on 'Manage Email Notifications' to remove your consent

Continue





### 3. Revise su correo electrónico y haga clic en el enlace provisto para confirmar.

#### Confirmation Email

Thanks! Please check your email inbox.

We've sent you an email to confirm your email address. Please click the link in the email to complete your registration.

#### Didn't get the email?

1. Check your spam/junk folder.
2. Add mailer@schoolcashonline.com to your address book to help emails from us avoid your spam filter.
3. To request a new verification email [click here](#).

#### Registration Complete

Thank you for confirming your email address. [Click here](#) to sign in!

### 4. Haga clic en INICIAR SESIÓN/SIGN IN para ingresar a su cuenta y agregar un estudiante.

#### Sign In

Email

Password

[Forgot your password?](#)

Remember me?

**Sign In**

New to SchoolCash Online?

[Click here to register now](#)

#### Add Student

\* indicates a required field

1. Type in the School Board name and select one from the list

Lee County Schools

Type in the School Board name and select one from the list

2. Select School Name from the list

Select school...

3. Enter student information

Student Number

I don't have the student number.

First Name

Last Name

Birth Date

Date format: mm/dd/yyyy

**Confirm**

[I don't want to add a student](#)

Con School Cash Online puede pagar excursiones, actividades, anuario y mucho más.

Visite el sitio web de la escuela del condado de Lee para obtener más detalles.

<https://www.lee.k12.nc.us/lee>